

SUMMUS CAPITAL

BOND ISSUE INVESTOR PRESENTATION

JUNE 2025

IMPORTANT INFORMATION

This Presentation (the Presentation) has been produced by **Summus Capital OÜ** (the Issuer) solely for use in connection with the contemplated offering of the Notes (the Notes) and may not be reproduced or redistributed in whole or in part to any third party. The arrangers for the Notes are Signet Bank AS and AS LHV Pank (the Arranger). This Presentation is for information purposes only. The Notes have their own particular terms and conditions that should be considered before making an investment decision. A prospective Investor should not make an investment decision relying solely upon this Presentation. By attending a meeting where this Presentation is presented or by reading the Presentation you agree to be bound by the following terms, conditions, and limitations.

No liability

The information in this Presentation has not been independently verified and can be subject to updating, completion, revision, and further amendment. The Issuer undertakes no obligation to update this Presentation or to correct any inaccuracies that may become apparent. The facts, information, opinions and estimates contained in this Presentation have been obtained from sources believed to be reliable and in good faith, but no representation or warranty, expressed or implied, is made as to their accuracy, completeness, and reliability. This Presentation contains forward-looking statements that are based on current expectations and assumptions of the Issuer and involve known and unknown risks and uncertainties that could cause actual results, performance or events to differ materially from those expressed or implied in such statements. In addition to statements which are forward-looking by context, words such as “aims”, “expects”, “anticipates”, “intends”, “plans”, “believes”, “estimates”, “assumes”, “seeks”, and similar expressions are intended to identify such forward-looking statements. Opinions and any other contents in this Presentation are provided for personal use and for tentative reference only.

No advice

This Presentation shall not be treated as legal, financial or tax advice of any kind. The investors shall conduct their own investigation as to the potential legal risks and tax consequences related to the issue and investment into the Notes. Nothing in this Presentation shall be construed as giving of investment advice by the Issuer or any other person. Each potential investor must determine the suitability of the investment in light of its own circumstances. In particular, you should have: (i) sufficient knowledge and experience, access to and knowledge of appropriate analytical tools to meaningfully evaluate and fully understand this investment opportunity alongside with its advantages and risks, as well as the impact of this investment on your overall investment portfolio; (ii) sufficient financial resources and liquidity to bear all of the risks associated with this investment. If you are in any doubt as to whether to invest in the Notes, you should consult a qualified independent advisor.

General restrictions

This Presentation does not constitute an offer to sell or a solicitation of an offer to purchase any securities in any jurisdiction in which such offer or solicitation is not authorized or any person to whom it is unlawful to make such offer or solicitation. Each violation of such restrictions may constitute violation of applicable securities laws of such countries. Investors are required to inform themselves of any such restrictions and return this Presentation to the Issuer should such restrictions exist. By accepting this Presentation, the recipient represents and warrants that it is a person to whom this presentation may be delivered or distributed without a violation of the laws of any relevant jurisdiction. This Presentation is not to be disclosed to any other person or used for any other purpose and any other person who receives this Presentation should not rely or act upon it.

Conflict of interest

By presenting this material the Arranger has a conflict of interest situation as the Arranger can receive a fee for the placement of the Notes and have other business with the Issuer. The Arranger's Policy for Prevention of Conflicts of Interest is available on the arranger's website: <https://www.signetbank.com/mifid/>. LHV has established internal principles for the management of conflicts of interest, which are applied in the provision of services, further information is available upon request from LHV. The Issuer or its Affiliates may, subject to applicable laws, purchase the Notes. It should be noted that under specific circumstances their interests may conflict with those of other Noteholders.

Target market

The target market assessment by the product manufacturer Signet Bank AS and AS LHV Pank has led to the conclusion that: (i) the target market for the bonds is eligible counterparties, professional clients, and retail clients, each as defined in Directive 2014/65/EU (MIFID II); (ii) all channels for distribution of the Notes to eligible counterparties, professional clients and retail clients are appropriate. Any person subsequently offering, selling or recommending the Notes (a Distributor) should take into consideration the manufacturer's target market assessment, however, a Distributor subject to MIFID II is responsible for undertaking its own target market assessment in respect of the Notes (by either adopting or refining the manufacturer's target market assessment) and determining appropriate distribution channels.

SUMMUS CAPITAL

- **EXECUTIVE SUMMARY**
- BUSINESS OVERVIEW
- PORTFOLIO OVERVIEW
- STRATEGY
- MARKET OVERVIEW
- FINANCIAL OVERVIEW
- NOTES ISSUE



GROUP OVERVIEW

Leading real estate holding company with a diversified portfolio across all 3 Baltic States and Poland



15*

properties



€509m

property value



89%

portfolio certified (BREEAM
or LEED)



34%

equity to assets



€31.4m

EBITDA



BB (Stable)

credit rating

Data as of FY 2024

**16 properties up until May 2025*

ABOUT SUMMUS CAPITAL

Group overview

- Leading Baltic real estate investment holding company, headquartered in Estonia
- Investment property portfolio diversified across countries and segments with total value exceeding €500m, reinforced by the recent entry in the Polish commercial real estate market
- Seasoned management team with more than 25 years of experience in asset management and real estate industry

Well diversified commercial real estate portfolio

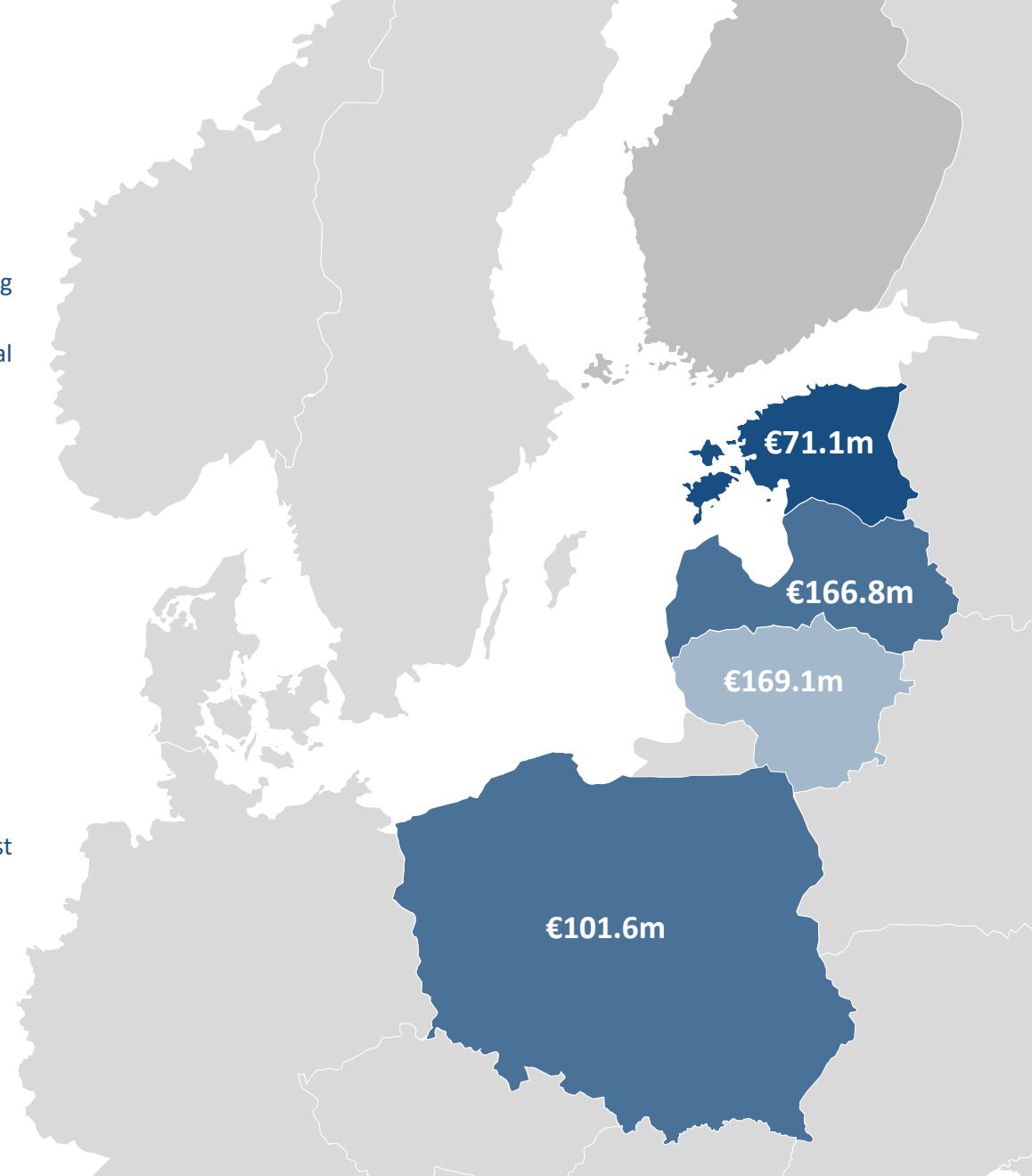
- 15 properties in Retail, Office, Logistics, and Medical segments
- Direct real estate investments made through SPVs of the respective country of location
- Ambitious portfolio expansion pipeline

Strong financial position

- €31.4m EBITDA (+18% Y/Y) in 2024
- 34% equity ratio as of 31 December 2024
- Since 2021 rated BB (stable) by the leading European ratings agency Scope Ratings GmbH, most recently affirmed in September 2024

New bond issue

- It aims to raise up to EUR 30m - a two-fold increase from the bond issue a year prior
- The proceeds will be primarily directed towards expanding its portfolio



KEY INVESTMENT HIGHLIGHTS



Diversified portfolio

- **Balanced mix** of retail, office and industrial properties



Strong cash generation

- **High yield** properties with long lease terms
- **Diversified** portfolio of strong international tenants
- **High occupancy** rate



Robust portfolio growth

- In the last **6 years**, the Group has grown its portfolio by more than **2.5 times**
- Substantial **ESG** focus



Healthy balance sheet

- **Strong equity base**, which is reflected in the BB (stable) credit rating by **Scope**
- Financial reports according to **IFRS** and audited by **KPMG**



Experienced management team

- **In-depth knowledge** and more than 25 years of **experience** in real estate management in the Baltics

PARK TOWN WEST HILL, VILNIUS



SUMMUS CAPITAL

- EXECUTIVE SUMMARY
- **BUSINESS OVERVIEW**
- PORTFOLIO OVERVIEW
- STRATEGY
- MARKET OVERVIEW
- FINANCIAL OVERVIEW
- NOTES ISSUE

LAKESIDE, WARSAW



OUR BUSINESS STRATEGY


INVESTMENT STRATEGY

- Cash flow generating commercial real estate
- Geographical focus – the Baltics and Poland
- Long-term investment horizon
- Mixed use and diversification - Class A office buildings, shopping centers & big-box stores, class A warehouse and industrial properties
- Sale-leaseback transactions
- Sustainable buildings (BREEAM or LEED certifications) with efficient management
- Value-add commercial real estate investments

PORTFOLIO REQUIREMENTS

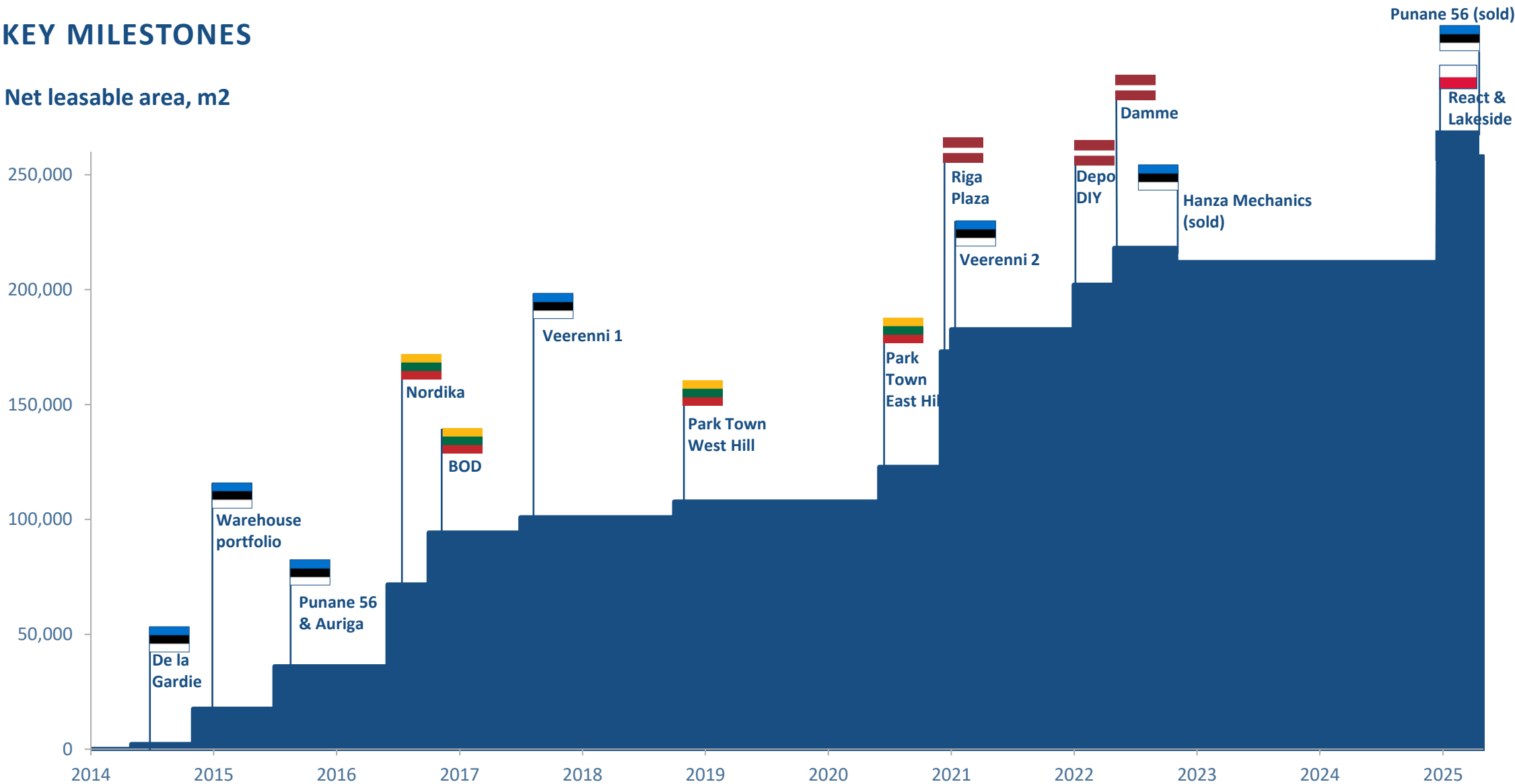
- Portfolio should consist of investments in different commercial real estate sectors
- Share of anchors in the portfolio's cash flow at least 50%

REACT, ŁÓDŹ

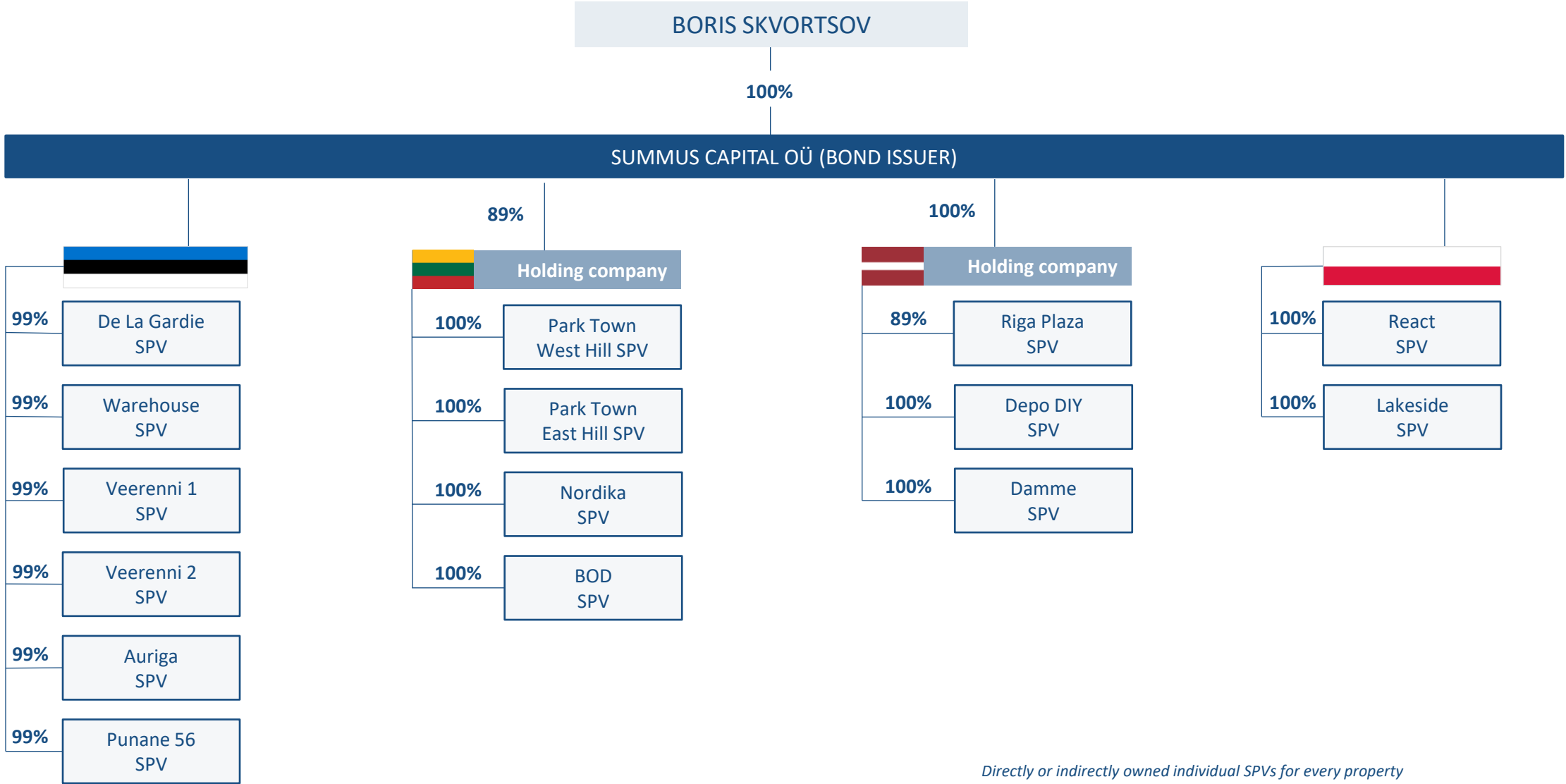


KEY MILESTONES

Net leasable area, m2



GROUP STRUCTURE



CORPORATE GOVERNANCE

SUPERVISORY BOARD



Boris Skvortsov

Chairman of the Supervisory Board

- Sole owner and strategic visionary of Summus Capital OÜ
- 20+ years experience in creating and operating European real estate investment, construction and development organizations in Europe
- Active private investor in start-ups across Europe, United States and Israel, such as Hexa, Cyabra, Sensi AI and others
- Master's degree in Economics
- Estonian resident since 2014 and Estonian tax resident



Renats Lokomets

Member of the Supervisory Board

- Specialization in business strategy and corporate finance
- Ex-Member of the Board in Rietumu Banka
- Strategical partner at Venture Faculty and Venture HUB
- Council member at INDEXO
- Co-founder of the Latvian Startup association



Vykintas Misiunas

Member of the Supervisory Board

- Head of Capital Markets Department at SEB until 2007
- Ex-Member of the Board at KRS Group
- Fund Manager in Lithuania at Lords LB Asset Management
- In 2012 together with partners established DAO FAMILY

MANAGEMENT BOARD



Hannes Pihl

Investment management

- Founding partner of Zenith Family Office
- 30 year experience in Baltic real estate market, including commercial and residential real estate
- Experienced in real estate asset and investment management



Aavo Koppel

Finance management

- Founding partner of Zenith Family Office
- 30+ years in strategic & financial consulting (Capgemini, Suprema Securities)



Evaldas Čepulis

Asset management

- 13 years of experience in SEB as Head of Venture Capital, Head of Foreign Exchange and Capital Markets
- Since 2014, partner of DAO FAMILY, responsible for investment management
- Background in mathematics and international business
















SUMMUS CAPITAL

- EXECUTIVE SUMMARY
- BUSINESS OVERVIEW
- **PORTFOLIO OVERVIEW**
- STRATEGY
- MARKET OVERVIEW
- FINANCIAL OVERVIEW
- NOTES ISSUE

DE LA GARDIE, TALLINN



LIST OF PROPERTIES

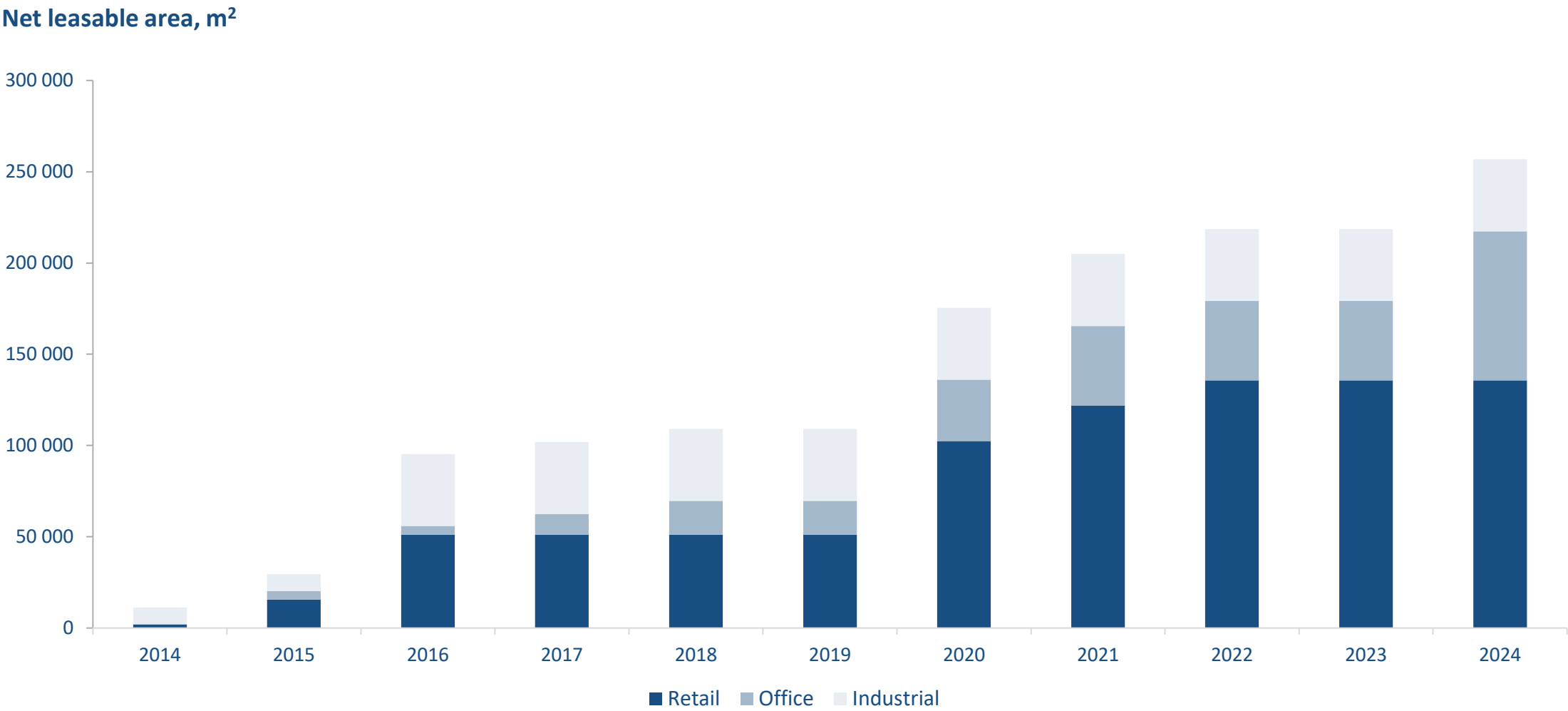
| Property | Country | NLA, thousand m ² | Portfolio Value ¹ (2024), € m |
|---|---|---------------------------------|---|
| Riga Plaza, Riga |  | 51.8 | 106.5 |
| Depo DIY, Riga |  | 19.4 | 22.7 |
| Damme, Riga |  | 13.7 | 37.5 |
| De La Gardie, Tallinn |  | 2.1 | 5.0 |
| Warehouse portfolio (2 warehouses), Estonia |  | 9.3 | 6.4 |
| Auriga SC, Kuressaare |  | 13.4 | 15.3 |
| Punane 56, Tallinn ² |  | 4.7 | 3.9 |
| Veerenni BC 1, Tallinn |  | 6.6 | 15.6 |
| Veerenni BC 2, Tallinn |  | 10.0 | 25.0 |
| Nordika SC, Vilnius |  | 35.6 | 69.4 |
| BOD, Vilnius |  | 30.2 | 26.7 |
| Park Town West Hill BC, Vilnius |  | 7.2 | 23.3 |
| Park Town East Hill BC, Vilnius |  | 15.1 | 49.7 |
| LAKESIDE, Warsaw |  | 23.8 | 68.7 |
| REACT, Łódź |  | 15.1 | 32.9 |
| Total | | 257.9 | 508.6 |

¹ Fair value of the properties was determined by certified valuator Newsec Valuations, Polish properties were booked at acquisition cost as of YE 2024

² Disposed in May 2025

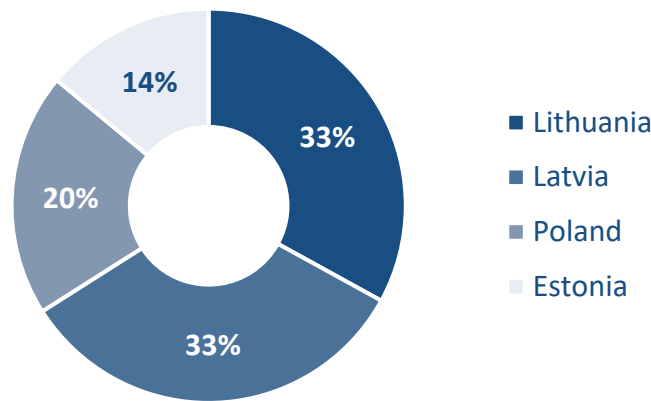


PROPERTY PORTFOLIO NLA DEVELOPMENT

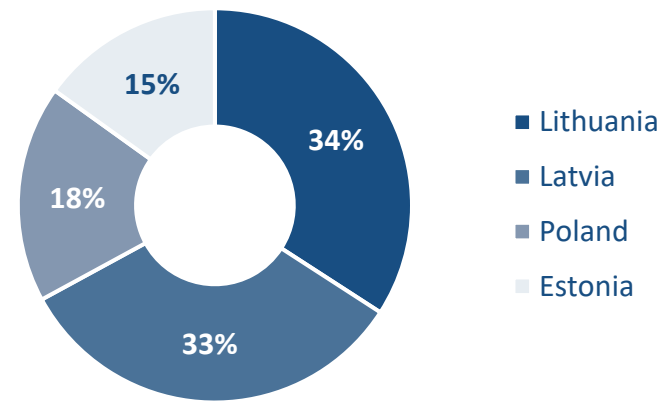


WELL-DIVERSIFIED PROPERTY PORTFOLIO

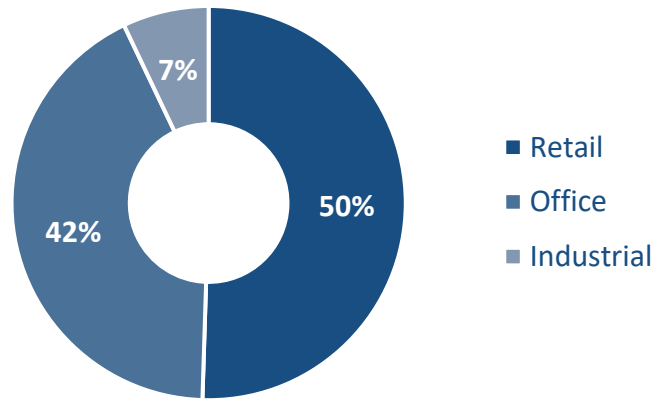
Property value by country (31.12.2024)



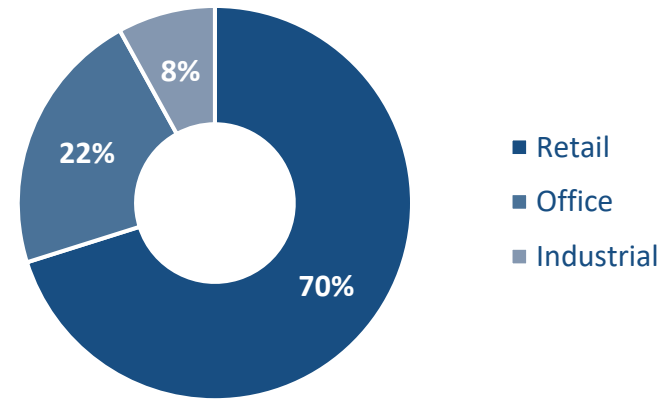
NLA by country (31.12.2024)








Property value by sector (31.12.2024)



Sales revenue (2024) by sector



PROPERTY PORTFOLIO IN ESTONIA (1/2)

| | De La Gardie | Warehouse properties | Punane 56* |
|----------------------------|---|--|---|
| |  |  |  |
| Sector | Retail | Industrial | Mixed-use office |
| Location | Tallinn Old Town, Estonia | Tallinn, Estonia | Tallinn, Estonia |
| Acquisition year | 2014 | 2014 | 2015 |
| Property value, € m | 5.0 | 6.4 | 3.9 |
| NLA, (m2) | 2 051 | 9 258 | 4 652 |
| About | <ul style="list-style-type: none"> ○ Constructed in 2000 ○ Located on the busiest retail street in Tallinn Old Town – 200 meters from the official centre of Tallinn - Viru Square ○ Location with the vicinity of dozens of hotels, shopping centers, and offices | <ul style="list-style-type: none"> ○ Portfolio of industrial/warehouse properties ○ Strategically well located, well-functioning, and well-known amongst industrial parks ○ Fully leased (triple net) to internationally well-known, strong tenants | <ul style="list-style-type: none"> ○ Multifunctional business complex of stock-office, office, and retail premises ○ One of the most active business areas in Lasnamäe District ○ Suitable location for retail/office/light industrial spaces, i.e. Specialised retail tenants |
| Key tenant(s) | LINDEX |  MEDIQ  storaenso | Clemco Baltic, Baltic Promotions |

* Disposed in May 2025

PROPERTY PORTFOLIO IN ESTONIA (2/2)

Auriga shopping center












Veerenni 1 – Health center



Veerenni 2 – Health center



| | | | |
|----------------------------|---|---|---|
| Sector | Retail | Office | Office |
| Location | Kuressaare, Estonia | Tallinn, Estonia | Tallinn, Estonia |
| Acquisition year | 2015 | 2017 | 2021 |
| Property value, € m | 15.3 | 15.6 | 25.0 |
| NLA, (m2) | 13 389 | 6 603 | 10 037 |
| About | <ul style="list-style-type: none"> Opened to the public in October 2008 The largest shopping center in Saaremaa, located at the most significant intersection in Saare County Well-known international and local tenants Footfall of ca 2 million | <ul style="list-style-type: none"> Located in the central district of Tallinn The biggest private medical center in Estonia, operating since 2017 First part of a larger cluster which brings together a variety of medical services High quality tenants | <ul style="list-style-type: none"> Second phase of private medical center cluster, located next to the first phase of Veerenni project Commissioned in Autumn 2020 Comprises various health segment companies |
| Key tenant(s) |     |   |    |

PROPERTY PORTFOLIO IN LATVIA

Riga Plaza



DEPO Imanta DIY property



Damme



| | | | |
|---------------------|---|---|--|
| Sector | Retail | Retail | Retail |
| Location | Riga, Latvia | Riga, Latvia | Riga, Latvia |
| Acquisition year | 2020 | 2021 | 2022 |
| Property value, € m | 106.5 | 22.7 | 37.5 |
| NLA, (m2) | 51 810 | 19 412 | 13 740 |
| About | <ul style="list-style-type: none"> Built in 2009, the fourth largest shopping center in Riga Strategically located in actively developing leisure and business district Annual footfall of 5 million, with over 170 retail units and strong mix of tenants | <ul style="list-style-type: none"> Built in 2021, as a sustainable property while considering environmental impact Located in a clearly visible and accessible area, which is the main shopping area in Imanta district Strong pan-Baltic tenant fits well into Summus diversified portfolio | <ul style="list-style-type: none"> The leading shopping center in the 3rd largest district of Riga – Imanta Anchored by a supermarket Rimi and hosts around 70 different well-known stores Fully leased out and with a footfall of 3 million per year |
| Key tenant(s) | MAXIMA APOLLO Peek&Cloppenburg H&M LPP | DEPO | rimi |

PROPERTY PORTFOLIO IN LITHUANIA


Nordika shopping center



BOD Group technology center













Park Town West Hill



Park Town East Hill



| Sector | Retail | Industrial | Office | Office |
|---------------------|---|---|---|---|
| Location | Vilnius, Lithuania | Vilnius, Lithuania | Vilnius, Lithuania | Vilnius, Lithuania |
| Acquisition year | 2016 | 2016 | 2018 | 2020 |
| Property value, € m | 69.4 | 26.7 | 23.3 | 49.7 |
| NLA, (m2) | 35 609 | 30 189 | 7 185 | 15 086 |
| About | <ul style="list-style-type: none"> ○ The only shopping mall in the Southern area of Vilnius ○ Own large parking area with 1,320 spaces ○ More than sixty retailers, services, and restaurants ○ First shopping mall on the route from the airport | <ul style="list-style-type: none"> ○ Built in 2013 ○ In 2013, classified as the most energy-efficient industrial building in Europe by the German Chamber of Commerce ○ BOD Group comprises of high-tech companies with focus on optical lenses, solar energy systems and energy storage | <ul style="list-style-type: none"> ○ Located in the prime area of Vilnius CBD ○ Excellent views and accessibility, with a location in a prime neighbourhood ○ The business center consists of two seven-story buildings of modern office space ○ BREEAM certified | <ul style="list-style-type: none"> ○ Together with Park Town West Hill comprise a single business center within the area ○ One of the most advanced Class A offices in Vilnius ○ Exceptional environment and smart technical and engineering solutions |
| Key tenant(s) |     |  |   |    |









PROPERTY PORTFOLIO IN POLAND

Lakeside Office Building



React Office Building



| | | |
|---------------------|---|---|
| Sector | Office | Office |
| Location | Warsaw, Poland | Łódź, Poland |
| Acquisition year | 2024 | 2024 |
| Property value, € m | 68.7 | 32.9 |
| NLA, (m2) | 23 834 | 15 076 |
| About | <ul style="list-style-type: none"> ○ Located just 10 minutes from Chopin airport ○ Completed at the end of 2023, it is an A-class building with BREEAM Outstanding and WELL Gold certifications ○ The 11-storey office building is fully leased, with key tenants from the healthcare, renewable energy, and tech industries | <ul style="list-style-type: none"> ○ Completed in 2022, REACT is an A-class office building located in Łódź, Poland ○ It offers 15,076 m² across 7 floors with 148 parking spaces ○ Certified BREEAM Excellent and WELL Health & Safety, REACT stands out for its commitment to sustainability and exceptional accessibility |
| Key tenant(s) |     |     |

TENANT ANALYSIS (1/2)



435+

tenants

Diversified and stable tenant base with 435+ tenants. Anchor tenants are established regional names representing various sectors



98%

occupancy rate

High and stable occupancy rate of above 96% in the last years



5.0 years

WAULT

Weighted average unexpired lease term (WAULT) of 5.0 years ensures stable and predictable cash flows

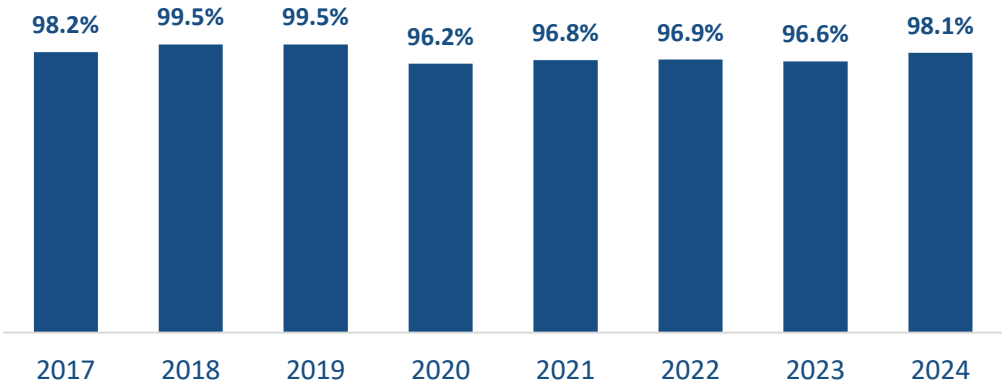


75%

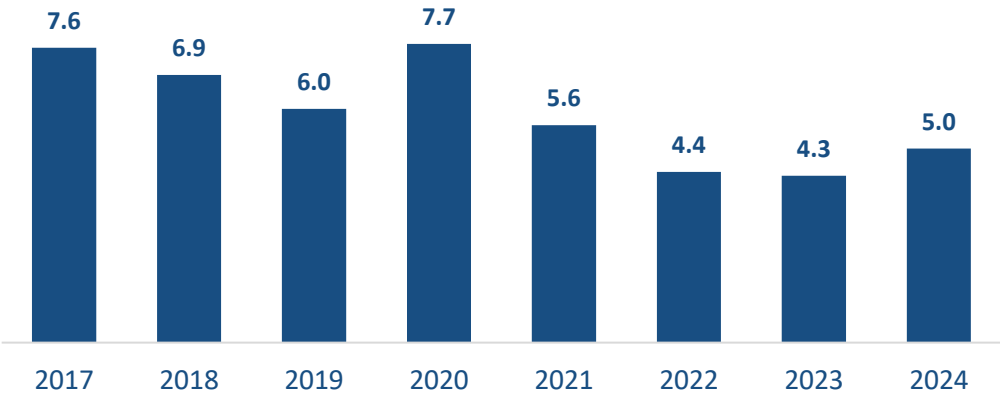
anchor tenant share

Anchor tenants make up ca. 75% of total rental revenue, as Summus aims to own properties where anchor tenants generate substantial portion of the total cash flow

Occupancy rate

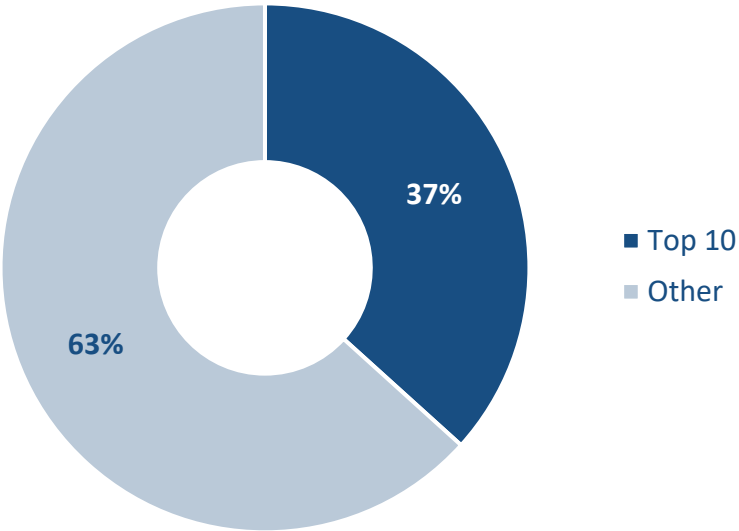


Weighted average unexpired lease term, years

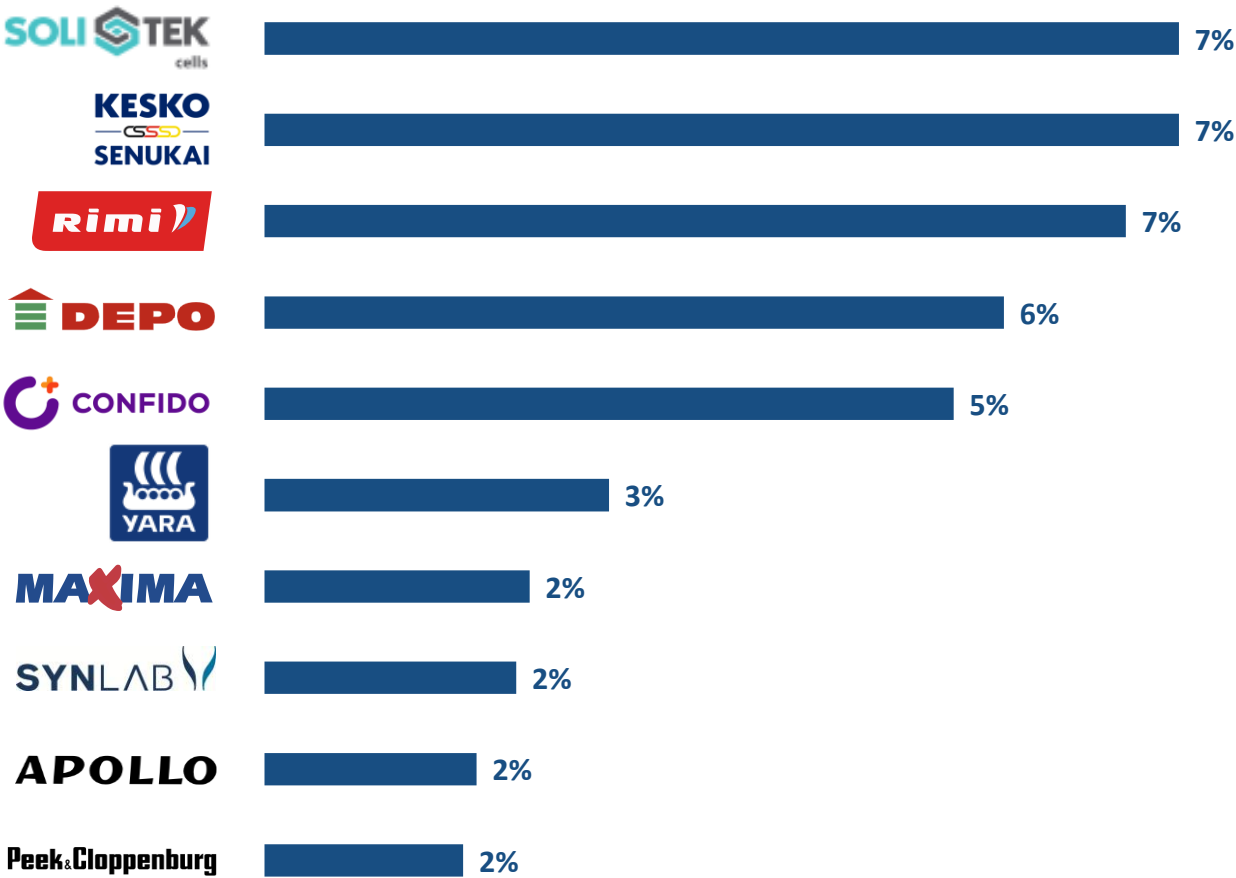


TENANT ANALYSIS (2/2)

Top 10 tenants by annual rent



Top 10 tenant annual rent, % from total rent



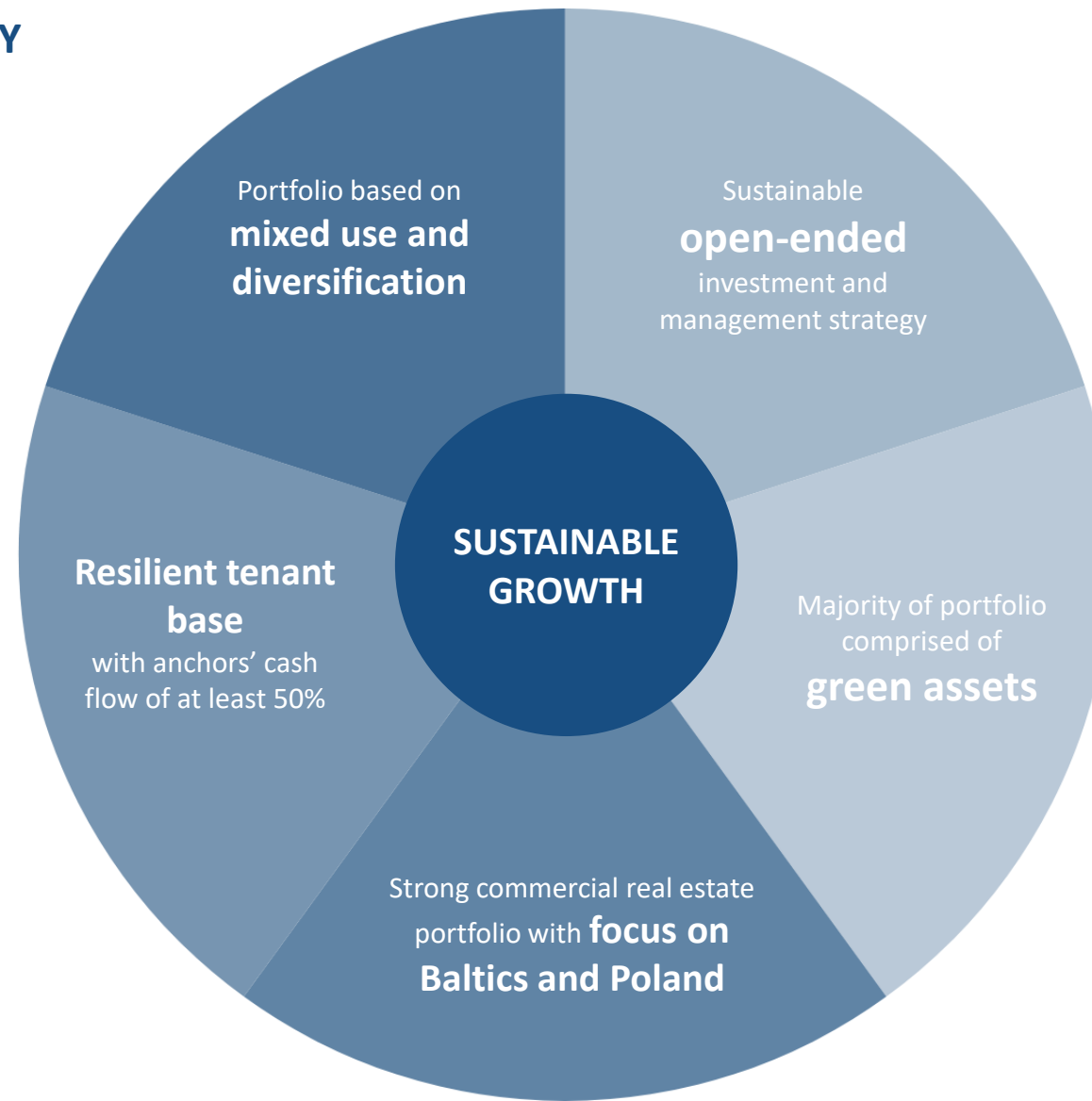
SUMMUS CAPITAL

- EXECUTIVE SUMMARY
- BUSINESS OVERVIEW
- PORTFOLIO OVERVIEW
- **STRATEGY**
- MARKET OVERVIEW
- FINANCIAL OVERVIEW
- NOTES ISSUE



NORDIKA, VILNIUS

MEDIUM TERM STRATEGY




SIGNIFICANT PROGRESS IN SUSTAINABILITY

| | Current status (2024) | | 2030 target | |
|----------------------------|-----------------------|---|-------------|--|
| Portfolio certification | 89% +3pp y/y | <ul style="list-style-type: none"> Substantial progress in 2024 for certification coverage React (BREEAM Excellent, WELL Health-Safety and Wired Score Platinum) and Lakeside (BREEAM Outstanding, WELL Gold) | 95% | <ul style="list-style-type: none"> Target will be reached by prioritizing updates for the BREEAM In-Use and LEED certification Already by 2025, properties, including Damme, will complete certification, increasing the coverage to 94% |
| Share of green electricity | 87% +3pp y/y | <ul style="list-style-type: none"> Summus is very close to the target | 90% | <ul style="list-style-type: none"> Only assets in Estonia (Auriga and Veerenni 2) requiring conversion, upon which the 2030 goal will be met |
| Taxonomy | 15% +15pp y/y | <ul style="list-style-type: none"> Lakeside and React are fully compliant with EU Taxonomy requirements | 75% | <ul style="list-style-type: none"> Assets meeting EU requirements reached through investments in renewables, efficiency projects and building certifications |
| Green leases | 12% +3pp y/y | <ul style="list-style-type: none"> In total 29.7k sqm leases signed as green leases | 50% | <ul style="list-style-type: none"> Target will be gradually be met when lease contracts end or need to be changed |



Summus believes that the best way to increase asset value and wellbeing of tenants and employees is through sustainable management

- EXECUTIVE SUMMARY
- BUSINESS OVERVIEW
- PORTFOLIO OVERVIEW
- STRATEGY
- **MARKET OVERVIEW**
- FINANCIAL OVERVIEW
- NOTES ISSUE

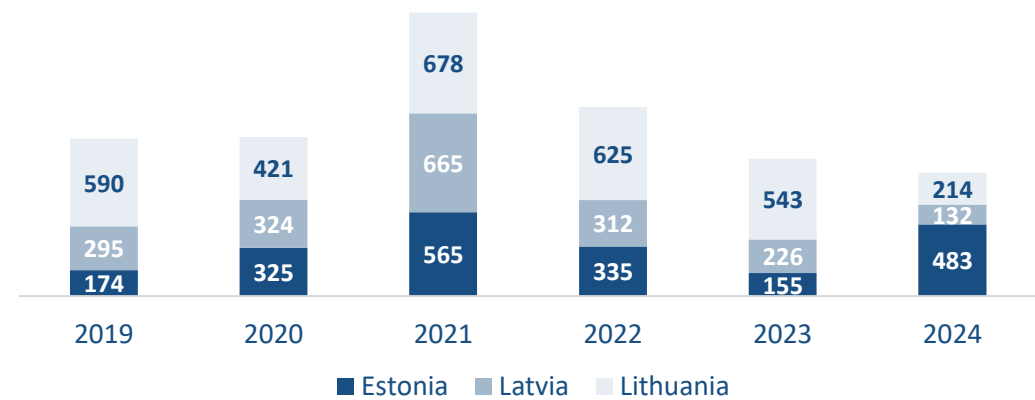


RIGA PLAZA, RIGA

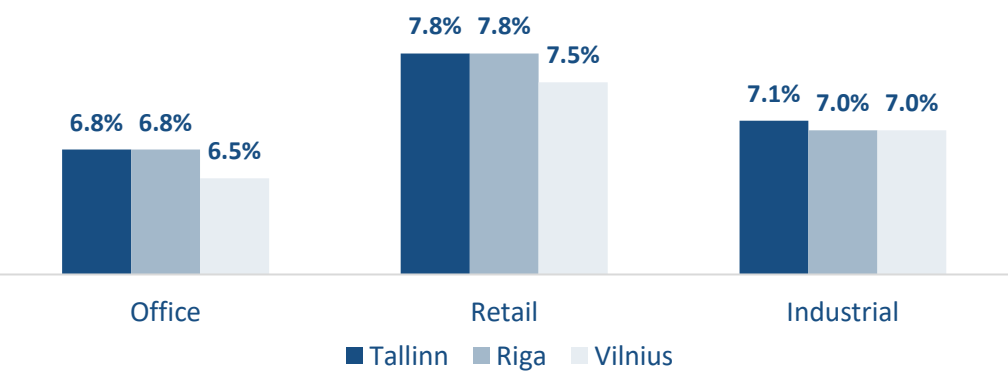
BALTIC COMMERCIAL PROPERTY MARKET

- The lingering effects of the high interest rate environment from 2022-2023 are reflected in the relatively low total transaction volumes in the Baltic states
- The interest rates, however, have been trending downwards throughout 2024 and into 2025, which is expected to give tailwind to the real estate market in the upcoming quarters
- Notably, Estonia has become the leader in transaction volume, surpassing €500m in 2024
- Based on currently marketed properties and those expected to be offered for sale in 2025, the investment volume in the Baltics is projected to return to the long-term "normal" level of €1bn

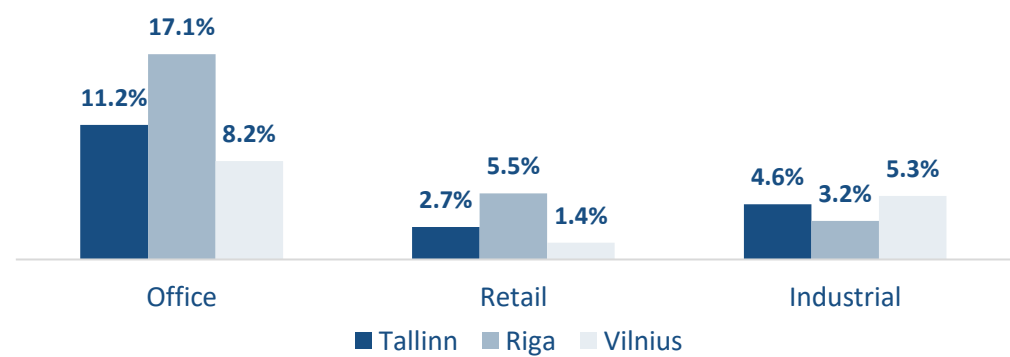
Baltic real estate transaction volume, € m



Prime yields (2024)



Vacancy rate (2024)

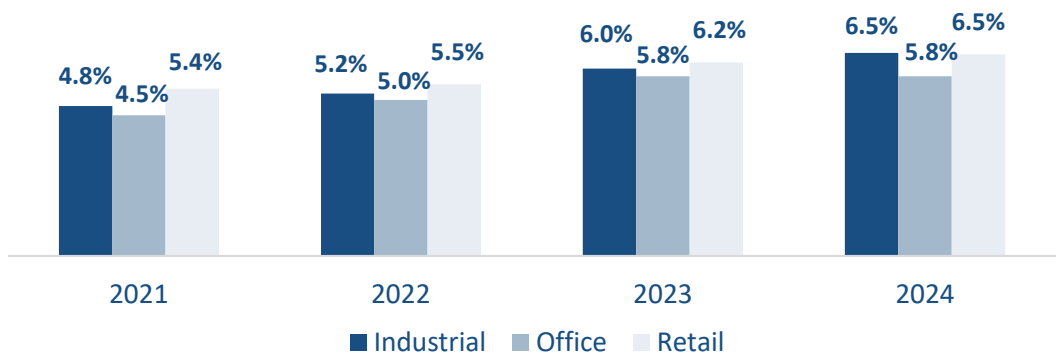


Source: Colliers commercial real estate market overview 2024

POLISH COMMERCIAL PROPERTY MARKET

- Polish commercial real estate segment demonstrated a robust recovery during 2024, with the total investment exceeding €4.5bn , marking a 140% increase compared to 2023
- A key driver was the economic recovery – Poland recorded GDP growth of 3.2%, up from 0.2% a year prior and above the EU average of 0.8%
- Liquidity increased as well, with over 130 transactions completed in 2024 – a nearly 60% rise from the previous year
- The commercial real estate market in Poland is ripe for further development, as the prime yield remain attractive and interest rates exhibit a downward trend

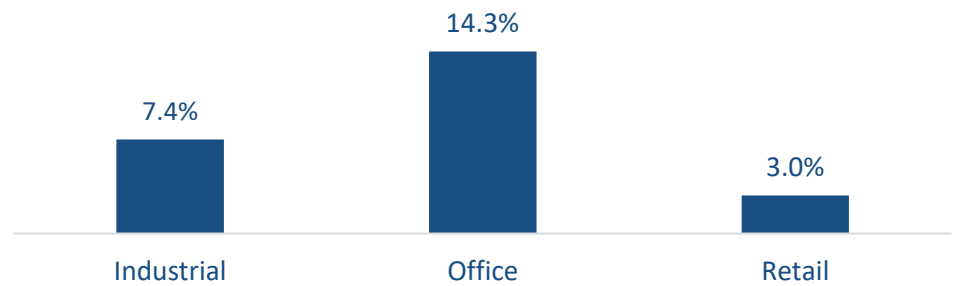
Prime yields (2024)



Polish real estate transaction volume, € m



Vacancy rate (2024)




Source: C&W, JLL, AY, Knight Frank

SUMMUS CAPITAL

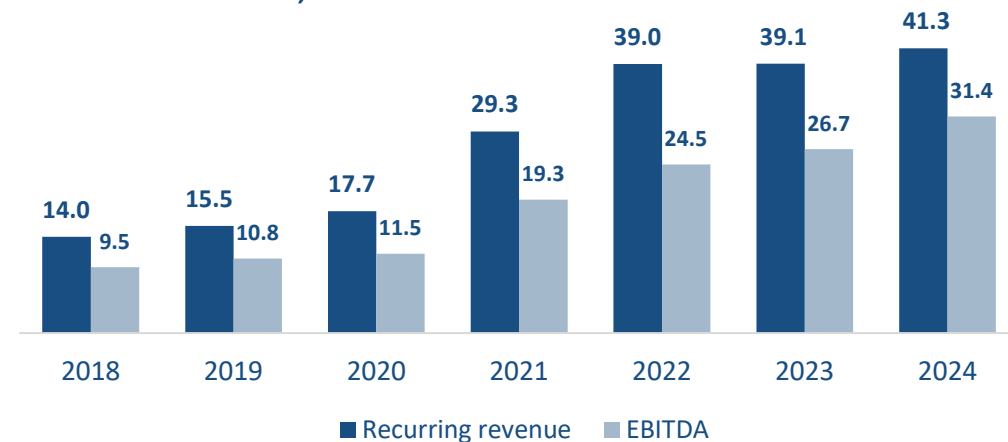
- EXECUTIVE SUMMARY
- BUSINESS OVERVIEW
- PORTFOLIO OVERVIEW
- STRATEGY
- MARKET OVERVIEW
- **FINANCIAL OVERVIEW**
- NOTES ISSUE

PARK TOWN EAST HILL, VILNIUS

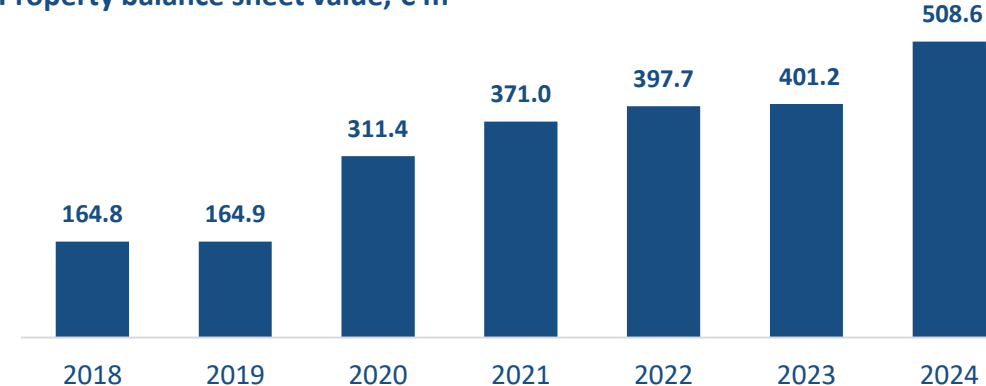


FINANCIAL HIGHLIGHTS

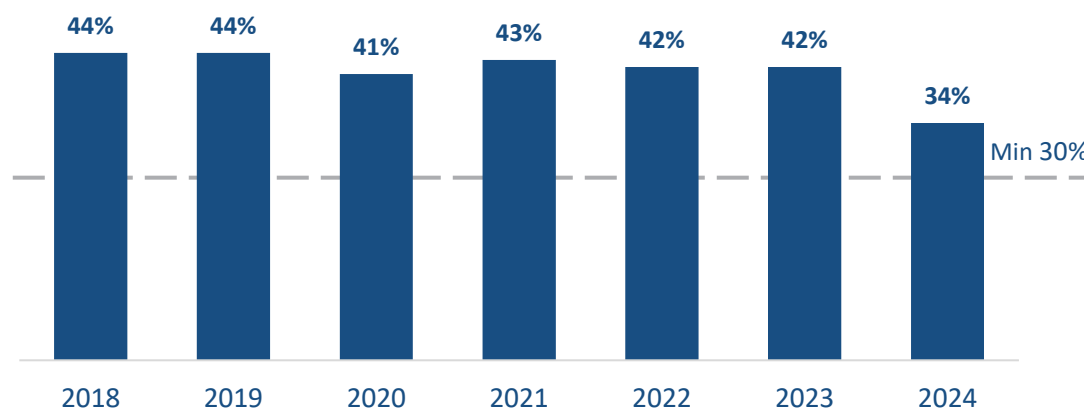
Revenue and EBITDA, € m



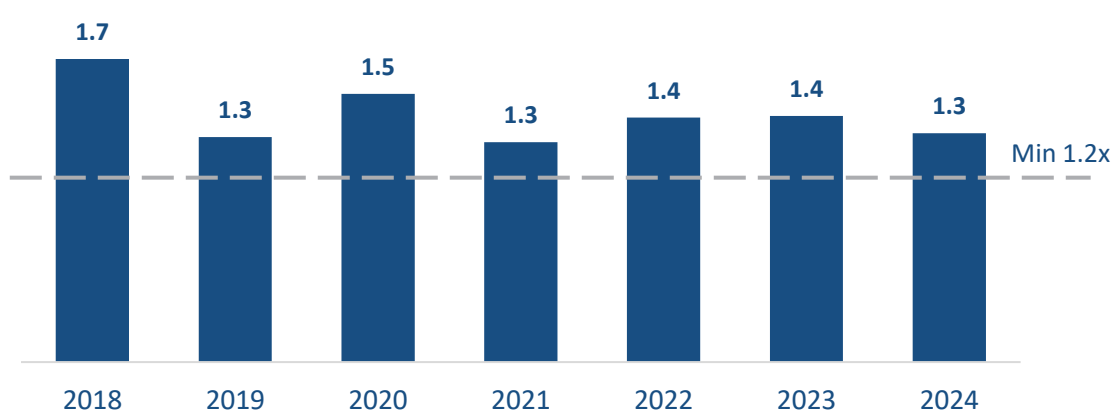
Property balance sheet value, € m



Equity ratio¹, %



Debt service coverage ratio², x

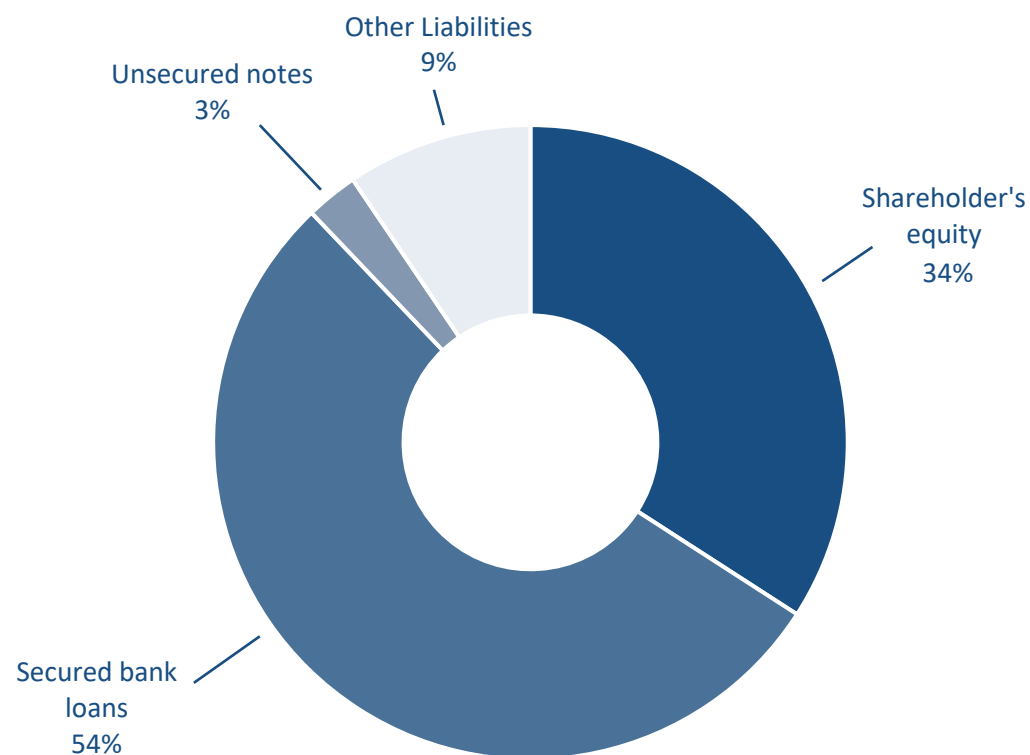


¹ Calculated as Equity / Assets

² Calculated as EBITDA / (scheduled principal and interest payments on Financial indebtedness).

FUNDING STRUCTURE AND USE OF PROCEEDS

Funding profile (as of 31 December 2024)



- Strong and stable own capital base with total shareholder's equity of €188.0m and equity ratio of 34%
- In 2024, the Group issued unsecured bonds in amount of €15m to refinance the previous bond issue with the nominal value of €10m and finance its growth
- The current Unsecured Notes with maturity in June 2027 make up only 3% of the Group's total funding amount
- The new bonds will rank *pari passu* with the existing Unsecured Notes, marginally increasing the share of unsecured borrowings of the Group
- Maintaining relationships with most leading banks in the region – properties are financed on subsidiary level by Luminor, LHV Pank, Artea, and Citadele in the Baltics, and Erste Group Bank AG., Hypo Noe Landesbank in Poland
- In order to manage the interest rate risk, more than half of the bank loans (54%) at the end of 2024 were hedged
- The proceeds will be primarily directed towards expanding portfolio in existing markets

CONSOLIDATED BALANCE SHEET (1/2)

| € thousand | 2022 (audited) | 2023 (audited) | 2024 (audited) |
|---|-------------------|-------------------|-------------------|
| Cash and cash equivalents | 16 408 | 15 924 | 8 617 |
| Other short-term financial assets ² | 0 | 0 | 4 805 |
| Customer receivables and other receivables ¹ | 5 749 | 3 900 | 26 091 |
| Inventories | 3 | 4 | 3 |
| Total current assets | 22 160 | 19 828 | 39 517 |
| Trade receivables and other receivables | 63 | 40 | 77 |
| Financial assets from derivative instruments ² | 6 980 | 2 515 | 577 |
| Fixed assets | 2 183 | 2 097 | 2 023 |
| Intangible assets | 0 | 4 | 2 |
| Other financial investments | 0 | 125 | 125 |
| Investment property ³ | 397 697 | 401 247 | 508 644 |
| Total non-current assets | 406 924 | 406 028 | 511 449 |
| Total assets | 429 084 | 425 857 | 550 965 |

¹ The increase in 2024 corresponds to a VAT claim from the recent acquisitions in Poland. The VAT tax rebate was redeemed from the Polish tax authorities in March 2025

² Interest rate swaps and CAPs measured at fair value – the decrease in value in 2024 is related to EURIBOR rate declining

Other short-term financial include a bank term deposit of €4.6m

³ Investment properties increased substantially during 2024 due to the acquisition of Lakeside (Warsaw) office building and React (Łódź) office building in Poland in December 12 and 17, respectively

The fair value of properties is determined by an independent certified valuator once per year and the last valuation was performed by Newsec Valuations at the end of 2024 in all three Baltic states, whereas the Polish properties were booked at transaction prices

Auditor: KPMG Estonia

CONSOLIDATED BALANCE SHEET (2/2)

| € thousand | 2022 (audited) | 2023 (audited) | 2024 (audited) |
|--|-------------------|-------------------|-------------------|
| Lease obligations | 36 | 73 | 37 |
| Trade payables and other payables ⁴ | 5 282 | 5 236 | 15 575 |
| Loans and borrowings ⁵ | 8 444 | 17 769 | 25 354 |
| Tax debts | 551 | 601 | 810 |
| Liabilities from derivative instruments | 77 | 405 | 0 |
| Total current liabilities | 14 390 | 24 084 | 41 777 |
| Deferred income tax | 9 699 | 10 877 | 11 163 |
| Lease obligations | 2 217 | 2 144 | 2 143 |
| Trade payables and other payables ⁴ | 0 | 0 | 9 499 |
| Accrued liabilities ⁶ | 5 935 | 10 341 | 10 801 |
| Loans and borrowings ⁵ | 217 488 | 198 632 | 285 502 |
| Liabilities from derivative instruments | 0 | 0 | 2 105 |
| Total non-current liabilities | 235 340 | 221 994 | 321 213 |
| Total liabilities | 249 730 | 246 078 | 362 990 |
| Share capital | 1 200 | 1 200 | 1 200 |
| Voluntary reserve | 78 913 | 78 913 | 78 913 |
| Subordinated loans ⁷ | 23 998 | 17 367 | 14 617 |
| Retained earnings | 66 336 | 73 333 | 83 394 |
| Non-controlling interest | 8 907 | 8 965 | 9 850 |
| Total equity | 179 354 | 179 778 | 187 975 |
| Total liabilities and owners' equity | 429 084 | 425 857 | 550 965 |

Auditor: KPMG Estonia

⁴ Around €16m of payables in 2024 consist of the remaining amount payable to the Polish property sellers, of which €10.7m is payable in 2025

In 2024 rental deposits were split between short and long term liabilities based on the agreement expiration date

⁵ At the end of 2024 loans and borrowings included bank loans from Luminor, LHV, Artea and Citadele in the Baltics, and Erste Group Bank AG and Hypo Noe Landesbank in Poland in the total amount of €296.2m and bonds with a nominal value of €15.0m maturing on June 2027

Loans and borrowings include a short term loan of €15.9m to finance VAT payment from acquisition transactions, which was repaid in March 2025

⁶ In 2024, the Group assessed potential future liabilities related to success fee payable regarding Riga Plaza development and both Polish acquisitions, and recognized a provision under accrued liabilities

⁷ Subordinated loans in the amount of 14.6m constitute loans from the shareholder and other related parties with an interest rate of 7%

CONSOLIDATED PROFIT AND LOSS STATEMENT

| € thousand | 2022 (audited) | 2023 (audited) | 2024 ¹ (audited) |
|---|-------------------|-------------------|--------------------------------|
| Sales revenue ¹ | 39 038 | 39 055 | 41 278 |
| Other operating income ² | 3 267 | 4 114 | 8 738 |
| Goods, raw materials, and services | -14 069 | -11 539 | -11 982 |
| Other operating expenses ² | -7 634 | -2 198 | -4 336 |
| Labour expenses | -144 | -128 | -144 |
| Depreciation and impairment | -3 273 | -87 | -76 |
| Other income ³ | 0 | 0 | 498 |
| Other expenses ³ | -7 788 | -5 543 | -2 643 |
| Operating profit | 9 397 | 23 674 | 31 334 |
| Profit from subsidiaries | 3 800 | - | - |
| Interest income | - | 395 | 629 |
| Interest expenses | -7 881 | -11 282 | -13 946 |
| Other financial income and expenses ⁴ | 10 442 | -3 148 | -4 628 |
| Profit before income tax | 15 757 | 9 640 | 13 389 |
| Income tax | -1 255 | -1 177 | -474 |
| Net profit | 14 502 | 8 463 | 12 915 |
| Share of net profit of the owners of the parent company | 13 954 | 8 405 | 11 149 |
| Share of net profit of non-controlling interest | 548 | 58 | 1 765 |

Notes: 1 Included revenues and expenses from Lakeside and React properties from their acquisition in December 12 and December 17, respectively

Auditor: KPMG Estonia

¹Revenue has increased by 6% in 2024. This growth reflects the first revenues collected from the two recent acquisitions in Poland.

Important to note, however, that given the completion of both acquisitions took place in mid-December, their positive impact on revenue will be fully reflected in the results of 2025

²Other operating income includes gain and Other operating expenses loss from property revaluations.

³Accrued property management income or expenses from agreements related to the purchase of Riga Plaza and acquisitions in Poland, including a success fee contingent upon the property's sale or following a 5-year period from the agreement's signing

⁴Includes income (loss) from the fair value revaluation of interest rate swaps and interest rate cap contracts

Q1 2025 TRADING UPDATE

- The substantial increase in sales revenue in Q1 2025 (+35% y/y) to €13.8m reflects the first full quarter with Polish properties in the portfolio
- Consolidated operating profit increased to €8.9 million in Q1 2025, (+27% y/y) and net profit reached to €4.2 million
- The assets and total liabilities and equity decreased in Q1 2025 by €11.4m, reflecting the reception of VAT returns from Polish tax department and repayment of the VAT loan in relation to the acquisition of 2 properties in Poland in Dec 2024
- As a result of the repayment of the VAT loan, the equity ratio improved by 2 percentage points in Q1 2025 compared to the end of 2024
- Both Equity ratio (>30%) and DSCR (>1.20x) bond covenants were met with a safe margin as of Q1 2025
- Turnover of the Group's shopping centre tenants rose by 6.9% compared to Q1 2024
- As of the end of Q1 2025 63.4% of the Group's loans were hedged
- The Group continues to explore opportunities for further expansion of its real estate portfolio in the existing markets
- On May 29, 2025 property of Punane 56 (EST) was disposed

| Financial highlights | 2024 | Q1 2024 | Q1 2025 | y/y |
|----------------------|---------|---------|---------|---------------|
| Sales revenue | 41 278 | 10 203 | 13 779 | +35.0% |
| Operating profit | 31 334 | 6 960 | 8 850 | +27.0% |
| Net profit | 12 915 | 4 204 | 4 254 | +1.2% |
| Total assets | 550 965 | 426 376 | 539 610 | +26.6% |
| Total equity | 187 975 | 182 951 | 191 322 | +4.6% |
| Equity ratio (>30%) | 34% | 41% | 36% | |
| DSCR (>1.20x) | 1.31x | 1.40x | 1.30x | |

SUMMUS CAPITAL

- EXECUTIVE SUMMARY
- BUSINESS OVERVIEW
- PORTFOLIO OVERVIEW
- STRATEGY
- MARKET OVERVIEW
- FINANCIAL OVERVIEW
- **NOTES ISSUE**



TERM SHEET

| Issuer | Summus Capital OÜ |
|--------------------------|--|
| Type of notes | Unsecured Notes |
| Issuer rating | BB (stable) by Scope Ratings |
| ISIN | EE0000001493 |
| Issue size | Up to €30 000 000 |
| Coupon rate, frequency | 8%, paid quarterly |
| Maturity | 4 years, bullet |
| Type of placement | Public offer |
| Nominal value | €1 000 |
| Minimum subscription | €1 000 |
| Use of proceeds | <ul style="list-style-type: none"> ○ Financing the purchase of new investment properties ○ General corporate purposes |
| Call option | <ul style="list-style-type: none"> ○ @103% after 1st year ○ @102% after 2nd year ○ @101% after 3rd year ○ @100% 3 months before maturity |
| Financial covenants | <ul style="list-style-type: none"> ○ Equity Ratio at least 30% ○ Debt service coverage ratio (DSCR) at least 1.2x |
| Key general undertakings | <ul style="list-style-type: none"> ○ Limitations on dividend payments ○ Subordination of shareholder loans ○ Regular property revaluation by reputable property valuator ○ Reporting obligations |
| Joint Lead Managers | Signet Bank AS and AS LHV Pank |
| Co-manager | Orion Securities |
| Admission to trading | Nasdaq Tallinn (main list) within 3 months after the Issue Date |

Full list of covenants can be found in the Prospectus

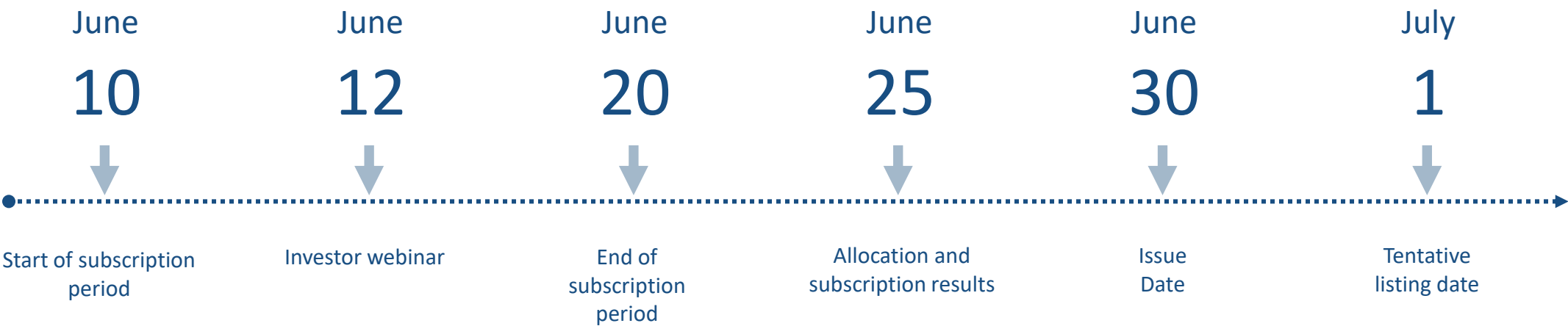
Use of proceeds

Proceeds of the upcoming bond issuance will be directed towards:

1. As a first priority, to finance potential new acquisitions;
2. As a second priority, for general corporate purposes, such as financing the Group's investments into existing properties

PROPOSED TIMELINE

Overview of the key dates



HOW TO SUBSCRIBE

1.

A securities account is required for investment purposes. If one is not already available, it can be opened at any financial institution in the Baltic region that offers investment services



Luminor  Redgate Capital
SEB **Swedbank**  **LHV**

2.

You can subscribe to the Bonds by submitting orders through any Baltic financial institution where you hold a securities account, either via internet banking or by contacting your bank and inquiring about the procedure of subscription



 **Luminor** **= Citadele**
SEB **Swedbank**  

3.

Subscription orders can be submitted from 10 June 2025 until 20 June 2025



Luminor **SEB** **= Citadele**
 **Swedbank**   **ORION**
CAPITAL MARKETS | INVESTMENT BANKING

RISK FACTORS

Any investment in the Bonds is subject to a number of risks. Accordingly, prior to making any investment decision, prospective investors should carefully consider all the information contained in this Prospectus and, in particular, the risk factors described below. The Issuer considers the following risks to be material for prospective investors in the Issuer.

Before deciding to purchase the notes, potential investors should carefully review and consider the following risk factors, in addition to all other information presented in the terms of the issue, and consult with their own professional advisors if necessary. Moreover, potential investors should bear in mind that several of the described risk factors can occur simultaneously and together with other circumstances could have a potentially stronger impact on the Issuer or the Group. This is not an exclusive list of risk factors, and additional risks, of which the Issuer is not presently aware, could also have a material adverse effect on the Issuer and the Group.

However, the following is not an exhaustive list or explanation of all risks that prospective investors may face when making an investment in the Bonds and should be used as guidance only. Additional risks and uncertainties not currently known to the Issuer, or that the Issuer currently deems immaterial, may also have an adverse effect on the Issuer's financial condition, business, prospects and/or results of operations. In such case, the market price of the Bonds could decline and investors may lose all or part of their investment. Investors should consider carefully whether an investment in the Bonds is suitable for them in light of the information in this Prospectus and their personal circumstances. Investors should consult a competent independent professional advisor who specializes in advising on the acquisition debt instruments. The risk factors are divided into categories based on the principle that each risk factor is represented only once, in the most relevant category, despite suitability for several categories. The first risk factor of each category represents the risk most material in the opinion of the Issuer. The rest of the risk factors are not necessarily an indication of the likelihood of the risks actually materializing, of the potential significance of the risks or of the scope of any potential harm to the Issuer's business, financial condition, results of operations and prospects.

Prospective investors should read this section in conjunction with this entire Prospectus. This Prospectus is not, and does not purport to be, an investment advice or an investment recommendation to acquire the Bonds.

Risks related to the economic and regulatory environment

- Macroeconomics risk
- Geo-political risk related to Russia's invasion of Ukraine
- Changes in legislation risk
- Changes in tax law and practice risk

Risks related to the Group's business and industry

- Competition risk
- Property acquisition risk
- Risks Related to Operating in a New Market Environment in Poland
- Tenant risk
- Risk related to elevated portfolio concentration in retail sector
- Asset liquidity risk
- Real estate portfolio fair value fluctuation risk
- Real estate investment risks
- Implementation of investment strategy risk
- Technical risk
- Liquidity risk of investment
- Counterparty credit risk
- Refinancing risk
- Interest rate and leverage risk
- Risk resulting from hedging transactions

- Reliance on the performance of the Management
- Dependence on managing employees
- Dependence on external service provider's risk
- Group's reputation risk
- Operational risk
- Insurance coverage risk
- Environmental liabilities risk
- Climate and Weather-Related Risks
- Risk of natural disasters and other business disruption
- Dispute risk
- IT system risk

Risks related to Notes

- Bonds repayment risk
- No limitation on issuing additional debt
- Liquidity risk
- Offering cancellation and delisting risk
- Price risk
- Foreign exchange risk
- Repurchase or redemption risk
- Tax risk
- Resolution of Bondholders risk
- Risks associated with Bondholders' Agent

SUMMUS CAPITAL

FINANCE MANAGEMENT

AAVO KOPPEL

aavo.koppel@summus.ee

info@summus.ee

Rotermanni 2-3b

10111 Tallinn

Estonia

summus.ee

+372 578 78078

info@summus.ee